

Scaled data based on original data using
LM-79-08 Approved Method: Electrical and Photometric Measurements of Solid-
State Lighting Products

Test Report Prepared for
Cooper Lighting Solutions
(formerly Eaton)

Brand: McGRAW-EDISON

Report Number: P200101

Luminaire Tested: **GWC-AF-01-LED-E1-RW-800**

Issue Date: 3/3/2020

Test Information

Test Method: LM-79-08
Report Number: P200101
TEST IS SCALED FROM IESNA LM-79-08 TEST DATA (P24166)
Test Lab: INNOVATION CENTER P2
Issue Date: 3/3/2020
Manufacturer: COOPER LIGHTING SOLUTIONS (FORMERLY EATON)
Product Line: MCGRAW-EDISON
Catalog Number: GWC-AF-01-LED-E1-RW-800
Description: GALLEON WALL LUMINAIRE
(1) 70 CRI, 4000K, 800mA LIGHTSQUARE WITH 16 LEDS EACH AND RECTANGULAR WIDE OPTICS
Light Source: -
Ballast/Driver: ELECTRONIC DRIVER

Summary

Lumens per Lamp: N/A
Luminaire Lumens: 5370.5 lumens
Efficiency: N/A
Efficacy: 122.1 lumens/watt
Luminous Opening: Rectangular (W 0.5' x L: 0.5' x H: 0')
IES Classification: Type II - Medium - Full Cutoff
BUG Rating: B2 - U0 - G2

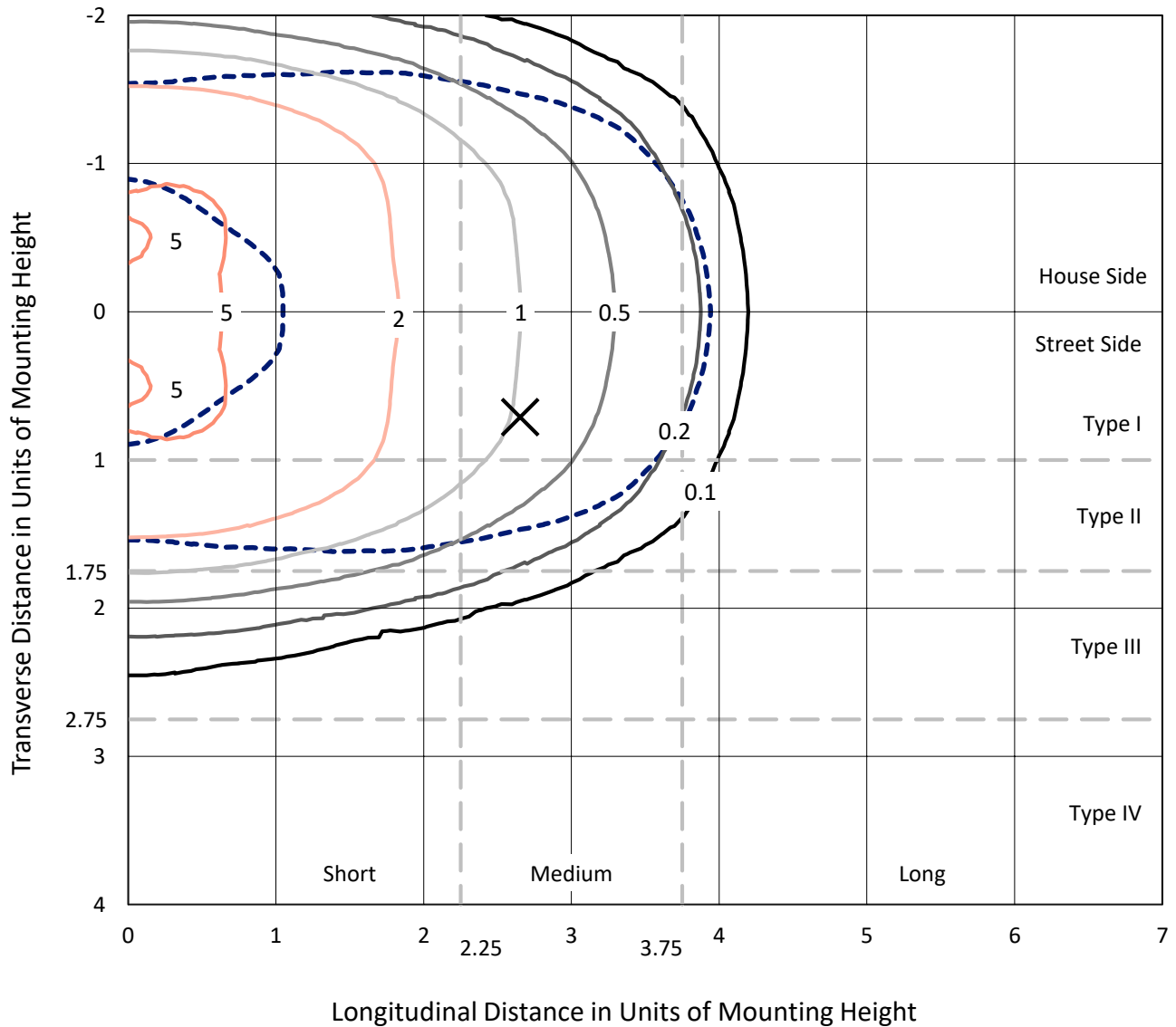
Input Watts (W): 44
Input Voltage (V): NR
Input Current (Ain): NR
Voltage Rise (V): NR
Power Factor: NR
Total Harmonic Distortion (THDi): NR
Frequency (hertz): 60
Stabilization Time: NR
Operation Time: NR
Ambient Temperature (°C): NR
Test Distance: 25 FT



REPORT NUMBER: P200101
 CATALOG NUMBER: GWC-AF-01-LED-E1-RW-800

Iso-Footcandle Lines of Horizontal Illumination

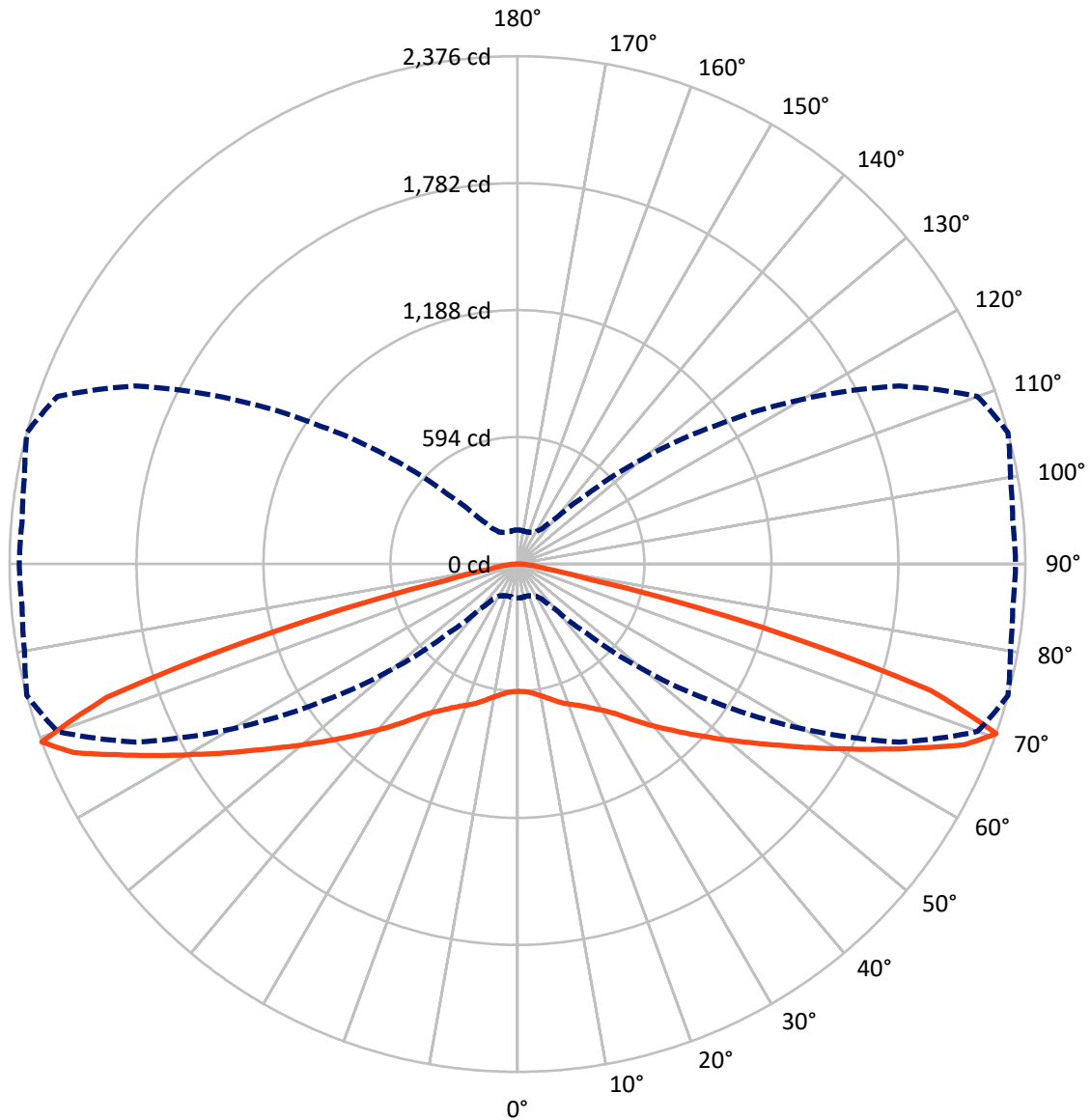
× Max cd
 - - - 1/2 Max cd



Based on 10 foot mounting height. Maximum calculated value = 6 fc
 Type II - Medium - Full Cutoff

REPORT NUMBER: P200101
CATALOG NUMBER: GWC-AF-01-LED-E1-RW-800

Luminous Intensity Polar Plot



— Vertical Plane Through 75-Deg Lateral - - - Horizontal Cone Through 70-Deg Vertical

REPORT NUMBER: P200101

CATALOG NUMBER: GWC-AF-01-LED-E1-RW-800

FLUX DISTRIBUTION:

		Downward	Upward	Total
House Side	Lumens	2685.2	0.0	2685.2
	% Fixture	50.0	0.0	50.0
Street Side	Lumens	2685.2	0.0	2685.2
	% Fixture	50.0	0.0	50.0
Total	Lumens	5370.5	0.0	5370.5
	% Fixture	100.0	0.0	100.0

Coefficient of Utilization

ZONAL LUMENS:

Zone	Lumens	% Fixture
0°-10°	57.1	1.1
10°-20°	177.5	3.3
20°-30°	334.1	6.2
30°-40°	591.7	11.0
40°-50°	989.5	18.4
50°-60°	1378.8	25.7
60°-70°	1278.6	23.8
70°-80°	509.6	9.5
80°-90°	53.6	1.0
90°-100°	0.0	0.0
100°-110°	0.0	0.0
110°-120°	0.0	0.0
120°-130°	0.0	0.0
130°-140°	0.0	0.0
140°-150°	0.0	0.0
150°-160°	0.0	0.0
160°-170°	0.0	0.0
170°-180°	0.0	0.0
0°-90°	5370.5	100.0
0°-180°	5370.5	100.0



REPORT NUMBER: P200101

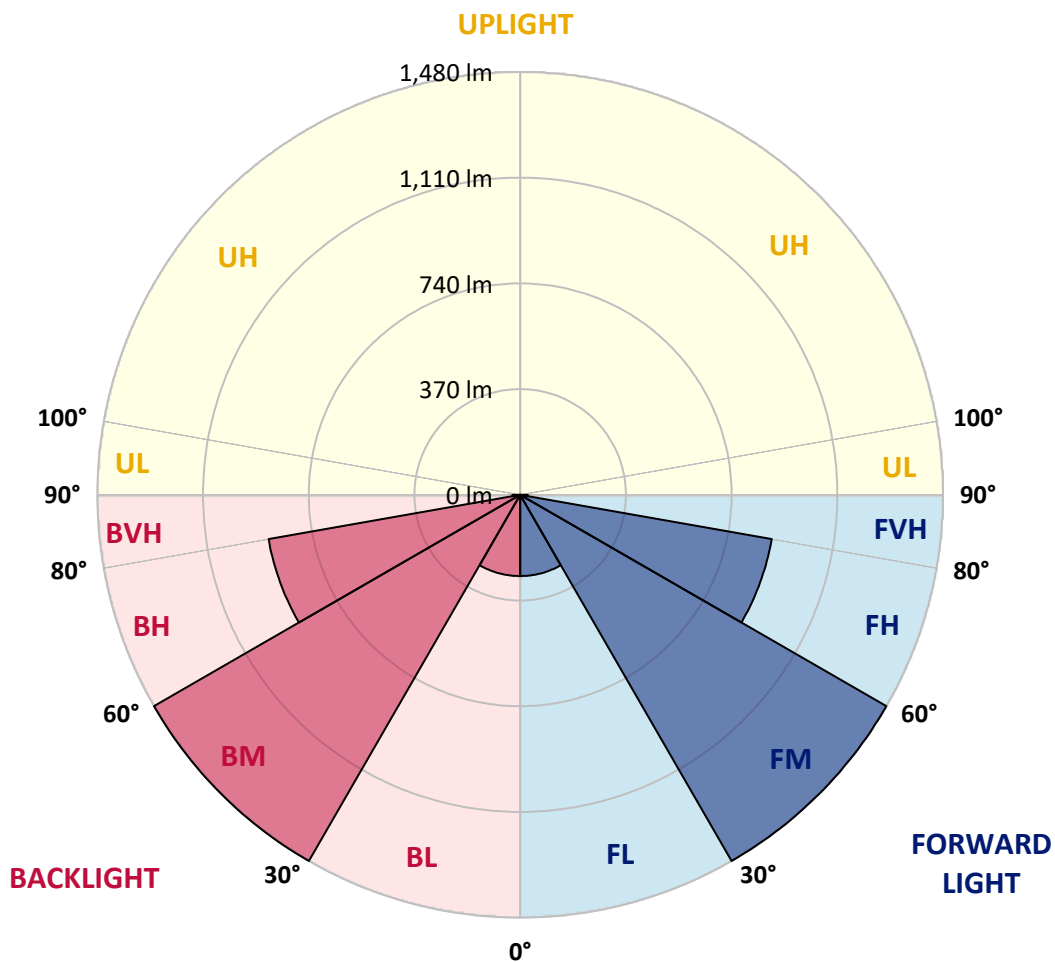
CATALOG NUMBER: GWC-AF-01-LED-E1-RW-800

LUMINAIRE CLASSIFICATION SYSTEM LUMEN TABLE AND BUG RATING:

Zone		Lumens	% Fixture	Zone Rating/Lumen Limit		
				B	U	G
FL	(0°-30°)	284.4	5.3			
FM	(30°-60°)	1480.0	27.6			
FH	(60°-80°)	894.1	16.6			G1/1800
FVH	(80°-90°)	26.8	0.5			G1/100
BL	(0°-30°)	284.4	5.3	B1/500		
BM	(30°-60°)	1480.0	27.6	B2/2500		
BH	(60°-80°)	894.1	16.6	B2/1000		G2/1000
BVH	(80°-90°)	26.8	0.5			G1/100
UL	(90°-100°)	0.0	0.0		U0/0	
UH	(100°-180°)	0.0	0.0		U0/0	

BUG Rating: B2-U0-G2

Type II Medium





REPORT NUMBER: P200101

CATALOG NUMBER: GWC-AF-01-LED-E1-RW-800

CANDELA DISTRIBUTION (FULL):

	0°	5°	10°	15°	20°	25°	30°	35°	40°	45°	50°
0°	595.7	595.7	595.7	595.7	595.7	595.7	595.7	595.7	595.7	595.7	595.7
2.5°	594.7	594.2	594.7	594.4	594.9	594.9	595.5	596.5	596.5	597.2	597.0
5°	588.8	588.6	589.3	590.1	590.9	592.4	593.9	596.2	598.0	599.2	600.6
7.5°	577.5	577.5	578.5	580.2	582.0	585.3	588.8	593.4	598.0	601.8	605.1
10°	568.0	568.6	569.8	572.9	575.9	581.0	585.8	592.4	598.7	605.1	610.2
12.5°	562.4	563.2	565.5	570.1	575.1	582.0	589.3	597.7	604.9	612.4	617.6
15°	564.3	564.8	568.0	573.7	580.2	588.8	598.7	608.7	617.0	625.1	632.0
17.5°	574.2	574.9	578.7	585.0	591.9	602.1	612.7	623.9	634.3	643.4	651.8
20°	591.9	592.7	597.5	604.4	612.4	622.9	633.5	645.2	656.8	666.6	676.0
22.5°	617.0	618.3	622.9	629.7	638.8	650.0	662.8	675.1	686.3	695.2	703.6
25°	650.0	652.8	657.1	664.7	674.4	684.6	698.3	711.0	721.6	730.0	736.1
27.5°	696.7	700.5	703.8	711.2	720.6	730.3	744.0	755.1	765.3	773.4	778.0
30°	758.6	762.5	765.8	772.8	781.5	790.6	803.6	813.5	819.8	826.1	825.9
32.5°	833.8	837.9	839.1	846.7	855.6	865.5	877.2	882.8	887.8	888.6	884.0
35°	917.8	919.8	925.0	935.1	945.2	953.4	964.5	967.3	967.3	963.5	953.4
37.5°	1010.0	1011.2	1018.3	1029.7	1040.1	1048.5	1056.1	1061.7	1059.0	1050.8	1033.8
40°	1110.9	1113.3	1123.4	1133.5	1145.2	1153.1	1161.3	1162.3	1159.4	1147.5	1124.4
42.5°	1207.4	1209.4	1219.6	1235.6	1250.9	1261.7	1269.4	1270.9	1262.0	1251.1	1222.4
45°	1290.5	1295.8	1309.0	1327.7	1349.8	1365.3	1375.7	1380.1	1372.2	1358.0	1324.7
47.5°	1356.1	1361.4	1380.3	1402.6	1430.0	1455.1	1472.4	1481.5	1479.5	1468.9	1432.5
50°	1404.4	1409.4	1429.8	1457.2	1489.1	1520.4	1549.8	1571.7	1579.2	1574.4	1541.2
52.5°	1409.9	1418.3	1442.2	1479.0	1520.6	1563.3	1605.1	1642.2	1667.3	1671.1	1646.5
55°	1332.1	1340.4	1373.4	1427.9	1489.9	1559.5	1626.5	1688.9	1738.4	1763.8	1750.9
57.5°	1148.3	1163.3	1198.0	1262.0	1353.1	1457.2	1564.0	1675.0	1775.7	1842.9	1855.9
60°	879.9	897.7	932.8	1000.9	1102.3	1226.4	1369.1	1533.1	1711.0	1862.3	1952.6
62.5°	564.5	581.2	618.1	677.2	760.0	894.5	1047.5	1242.2	1481.3	1720.1	1935.3
65°	290.1	299.2	318.5	354.4	418.8	519.4	656.6	850.8	1124.1	1418.8	1730.0
67.5°	183.7	185.6	189.9	195.0	211.4	246.2	310.2	431.3	656.1	963.5	1327.7
70°	158.9	158.9	156.8	156.1	158.1	163.0	172.9	201.0	276.9	457.4	765.8
72.5°	145.5	143.9	140.3	137.6	137.1	137.1	139.1	143.4	155.6	186.3	299.7
75°	134.0	129.7	124.9	121.6	120.3	119.1	118.8	119.6	122.0	126.9	143.1
77.5°	120.1	114.5	108.8	105.6	104.0	102.3	100.8	99.0	97.7	99.2	106.4
80°	103.3	97.0	92.7	90.6	89.1	86.5	83.3	80.2	77.4	76.9	81.2
82.5°	83.3	75.9	76.1	76.9	74.2	70.6	67.0	63.7	58.9	56.4	58.9
85°	67.3	63.4	61.7	66.5	62.4	57.1	51.6	45.7	38.1	32.0	34.8
87.5°	26.2	26.2	39.1	60.1	54.1	44.2	37.8	32.2	20.0	15.4	15.8
90°	0.0	0.0	0.0	0.0	0.0	0.0	0.0	0.0	0.0	0.0	0.0



REPORT NUMBER: P200101

CATALOG NUMBER: GWC-AF-01-LED-E1-RW-800

CANDELA DISTRIBUTION (continued):

	55°	60°	65°	70°	75°	80°	85°	90°
0°	595.7	595.7	595.7	595.7	595.7	595.7	595.7	595.7
2.5°	596.7	597.2	597.0	596.7	596.7	596.5	596.7	596.7
5°	601.3	602.5	602.5	603.0	603.0	603.3	603.5	603.3
7.5°	608.1	610.4	611.9	613.8	614.0	614.3	614.8	614.3
10°	615.0	619.6	622.9	626.1	627.7	628.2	628.7	628.7
12.5°	623.6	629.9	635.9	641.7	644.5	646.0	646.0	647.0
15°	637.8	644.2	651.0	658.9	663.7	666.2	667.1	667.1
17.5°	657.9	663.5	669.3	676.9	683.0	686.3	687.1	686.8
20°	681.3	686.6	689.9	694.7	700.0	703.8	704.8	704.8
22.5°	707.9	711.0	711.5	713.0	717.3	722.4	724.7	725.2
25°	737.3	738.1	736.1	736.1	738.9	743.7	745.9	746.2
27.5°	775.4	771.6	766.5	764.8	766.5	772.1	774.9	775.9
30°	822.9	813.8	802.1	795.8	794.7	802.1	807.1	807.9
32.5°	877.2	864.0	848.5	835.5	832.3	836.9	842.9	842.7
35°	941.6	926.0	907.2	890.7	883.0	887.6	896.2	897.2
37.5°	1016.0	995.4	974.0	953.1	941.1	942.4	951.5	954.6
40°	1099.1	1072.4	1045.3	1017.3	1000.3	997.0	1008.1	1010.0
42.5°	1187.9	1153.6	1119.3	1084.8	1062.9	1057.9	1070.8	1070.1
45°	1282.6	1238.9	1198.8	1160.7	1134.9	1127.2	1137.8	1137.8
47.5°	1384.4	1330.6	1282.8	1239.6	1211.5	1200.5	1210.8	1211.5
50°	1492.2	1435.1	1379.0	1331.1	1297.3	1283.3	1296.5	1298.5
52.5°	1599.6	1543.9	1487.4	1432.5	1391.7	1374.6	1389.9	1396.5
55°	1708.4	1653.9	1599.8	1546.3	1497.8	1477.8	1494.0	1502.3
57.5°	1823.4	1772.9	1721.4	1667.3	1620.7	1589.5	1606.6	1617.8
60°	1958.2	1915.1	1861.5	1801.8	1754.7	1723.0	1732.8	1742.7
62.5°	2064.8	2081.6	2036.2	1967.1	1906.5	1865.9	1875.5	1885.9
65°	2013.3	2185.1	2225.5	2155.7	2071.7	2008.5	2004.4	2009.7
67.5°	1682.9	2016.5	2260.0	2326.5	2256.2	2168.3	2152.1	2160.0
70°	1125.7	1541.5	1970.9	2290.7	2375.7	2341.7	2325.8	2330.6
72.5°	540.6	897.7	1337.1	1762.2	2021.1	2139.9	2178.1	2196.6
75°	197.7	356.4	644.5	971.1	1172.4	1357.1	1477.8	1527.0
77.5°	119.3	143.9	205.8	310.0	351.1	392.9	376.7	384.8
80°	88.3	99.7	112.9	126.9	131.4	131.4	126.4	122.3
82.5°	61.9	69.3	75.6	83.3	85.3	81.4	67.0	53.3
85°	39.9	43.2	45.9	50.7	49.5	47.3	31.7	28.1
87.5°	18.3	20.8	21.8	24.1	23.1	22.1	15.8	13.2
90°	0.0	0.0	0.0	0.0	0.0	0.0	0.0	0.0

(END OF REPORT)